
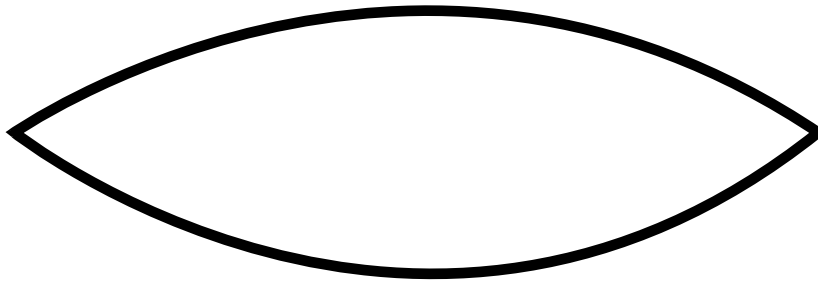
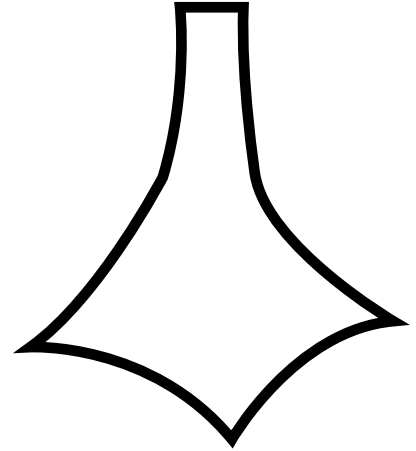



Patrón A
(Pico del pingüino)



Patrón C
(Pata del pingüino)




Patrón B
(Ala del
pingüino)



Patrón D
(Pez)

Recorta dos de cada patrón (excepto el pez) cuando hagas un pingüino de una bolsa de papel.

Patrones del Pingüino de una bolsa de Papel




Huevo del Pingüino Emperador











El Pingüino Emperador y su Bebé

©1996 The Regents of the University of California
LHS GEMS: *Penguins And Their Young*



El Bebé Pingüino Emperador

©1996 The Regents of the University of California
LHS GEMS: *Penguins And Their Young*



Hoja de Actividades de los Bebés Pingüinos

©1996 The Regents of the University of California
LHS GEMS: *Penguins And Their Young*